



ITACA SANITARY

At Rangpar, B/H. GEB Sub Station, jetpar Road,
Morbi - 363 642. (Guj.) INDIA.

+91 99788 42000
+91 99700 43000



The COMPANY

PROFILE

Dear colleagues & Partners / Well-Wishers,

We are felling very happy to introduce our new venture ITACA with Wide range of Sanitary ware products.

ITACA Sanitary wares is a modernized international enterprise integrated with R&D, manufacturing, sales and services. We have a complete sales strategy and efficient sales team, applying brandstrategy, setting up enterprise image, and being the advocator and pioneer in the field of world class sanitary ware.

Keep improving and striving for excellence is the core strategy to our quality requirement. The company is devoting itself to exploring deeper on global sanitary ware, so as to provide high- quality products and sincere, sophisticated services to the whole society and customer, to build up the better life for all humans.

Manufacturing Facility

Our use of innovative manufacturing technology means that we are able to create excellent quality sanitary ware products in the latest design at extremely competitive prices.

ITACA sanitary ware is company that has big scale, high technology and a variety of products. it has over 20 series of sanitary wares including art basin, cabinet basin, wall-hung toilet, one-piece toilet, two-piece toilet, pedestal basin, wall-hung basin, counter basin, art basin, urinal.

From design to manufacturing, we only use the most technologically advanced material and processes. This has ensured our position as market-leader and innovative creators of sanitary and bathroom wares.

Quality

Our company has established cooperative relationship with foreign counties, that introduce advanced technology and management fromSpain and Italy for reaching the international advanced standard of performance.

01	ONE PIOECE CLOSET
05	WALL HUNG CLOSET
09	WASH BASIN PEDESTAL
15	WASH BASIN
17	TABLE TOP
25	WATER CLOSET
27	PAN
28	URINAL
29	DESIGNER WASH BASIN PEDESTAL

INDEX



BIG 5 EXHIBITION 2013



Dubai-uae

Event & Exhibition

ACE-TECH 2015



Bangalore

CEVISAMA 2017



valencia

ACE-TECH 2013



Mumbai

VIBRENT 2017



Gandhinagar





DIAMOND
109

SIZE : 681x351x711mm
S/P-trap-9"



ORBICUKAR
101

SIZE : 716x386x676mm
S-trap-9" / P-trap



ANGULAR
102

SIZE : 696x376x737mm
S-trap-9" / P-trap



ESQUINADO
103 SIZE : 676x356x744mm
S-trap-12"
SYFONIC



KURESEL
104 SIZE : 732x396x686mm
S-trap-9" / P-trap



CIRCULAR
105 SIZE : 655x351x704mm
S-trap-9" / P-trap



KINGDOM
106 SIZE : 711x361x737mm
S-trap-9" / P-trap



ERETO
107 SIZE : 671x386x752mm
S-trap-12"
SYFONIC



INVITO
108 SIZE : 742x417x645mm
S-trap-9" / P-trap



VERTIS
110 SIZE : 640x350x737mm
S-trap-9" / P-trap



QUBA
111 SIZE : 750x350x660mm
S-trap-9" / P-trap



UNICO
201

SIZE : 518x353x356mm



KERRIK
202

SIZE : 503x356x335mm



CROCHET
203

SIZE : 528x366x366mm



KORTIK
204

SIZE : 644x361x335mm



KREMON **SIZE : 533x356x381mm**
205



DIAMOND **SIZE : 551x386x462mm**
206



CRETA **SIZE : 487x327x335mm**
209



DEVINE **SIZE : 560x355x387mm**
210



VERTICAL **SIZE : 512.5x350x412.5mm**
207



DYNAMIC **SIZE : 500x337.5x337.5mm**
208



FUSION **SIZE : 520x362x400mm**
211



VEGAS **SIZE : 525x350x350mm**
212



**RECTO
528**

SIZE : 387x500x375mm



**VASCA SET
501**

SIZE : 472x569x838mm



**MISKA SET
502**

SIZE : 422x518x846mm



**RUTU SET
503**

SIZE : 498x556x853mm



**CALIX SET
504**

SIZE : 429x556x853mm



SLIVOT SET SIZE : 417x554x853mm
505



TRUELLA SET SIZE : 411x584x864mm
510



FEBRI SET SIZE : 457x569x853mm
512



ENSEADA SET SIZE : 442x610x945mm
513



CATINO SET SIZE : 625x512.5x937.5mm
514



ERIKA SET SIZE : 533x447x528mm
515



SINCE SET SIZE : 361x467x838mm
516



ARTICA SET SIZE : 562.5x425x900mm
522



REAL SET
523 SIZE : 575x432.5x825mm



TITAN SET
524 SIZE : 562.5x487.5x850mm



RAJWADI SET
525 SIZE : 775x475x862.5mm



QUEENDOM
529 SIZE : 000x000x000mm



TRUELLA HALF SET
518 SIZE : 562.5x412.5x450mm



CALIX HALF SET
519 SIZE : 537.5x412.5x450mm



GRACY
526 SIZE : 500x387.5x375mm



BLENCO
527 SIZE : 495x447.9x380mm



**LINK
506**

SIZE : 325x475x178mm



**CROOK
507**

SIZE : 437x323x152mm



**CUAN
508**

SIZE : 264x417x122mm



**KADICA
509**

SIZE : 335x462x185mm



**RENK
511**

SIZE : 386x378x160mm



**NEO
520**

SIZE : 462.5x362.5x180mm



**SLICE
521**

SIZE : 412.5x375x150mm



**JETA
530**

SIZE : 475x350x175mm



**AURA
531**

SIZE : 450x325x175mm



JIGA
601 SIZE : 417x417x152mm




QUADRATE
602 SIZE : 417x417x152mm



TOZZO
603 SIZE : 305x508x127mm



LOOP
604 SIZE : 411x417x157mm



PANNA
605 SIZE : 437x437x127mm



CUADRO
606 SIZE : 295x338x127mm



TRIBUTE
607 SIZE : 406x417x130mm



RIGHT
608 SIZE : 467x467x127mm



YURANUS
609 SIZE : 406x406x163mm



CLEAVER
610 SIZE : 620x422x132mm



SALDARE
611 SIZE : 305x361x361mm



BOSS
612 SIZE : 495x400x200mm



ODEMEK
613 SIZE : 478x371x127mm



KETTLE
614 SIZE : 340x419x178mm



RAIN
615 SIZE : 406x508x122mm



GLOBE
616 SIZE : 411x411x157mm



KINJITO
619 SIZE : 371x559x122mm



FRAME
620 SIZE : 562.5x425x150mm



ANTINA
624 SIZE : 510x300x112.5mm



MEGA
625 SIZE : 762.5x380x112.5mm



DIAMOND
622 SIZE : 600x400x150mm



JIO
623 SIZE : 505x387.5x185mm



LEAF
626 SIZE : 447.5x447.5x195mm



WAVES
629 SIZE : 662.5x400x137.5mm



**SHOLLOW
630** **SIZE : 625x400x112.5mm**



**OVAL
631** **SIZE : 415x345x162.5mm**




**POLO UNDER
627** **SIZE : 550x400x225mm**



**VETO UNDER
628** **SIZE : 462.5x325x187.5mm**



**BLESS
617** **SIZE : 462x620x152mm**



**SUN
618** **SIZE : 462x620x152mm**



**FINE
621** **SIZE : 600x450x125mm**



**SQUARE ESTELA
304**

**SIZE : 550x350x400mm
S-trap**



**ESTELA
301**

**SIZE : 525x357.5x400mm
S-trap**



**CHANNEL 'S'
302**

**SIZE : 569x366x432mm
S/P-trap**



**ENROBE 'S'
303**


**SIZE : 492.5x362.5x385mm
P-trap**




**ANGLO 'S'
801**

**SIZE : 579x457x422mm
S/P-trap**

PAN




ORISSA PAN 20" SIZE : 518x491x254mm
401



AQUA PAN 20" SIZE : 523x427x269mm
402



CT PAN 20" SIZE : 533x424x168mm
403



ORISSA PAN 23" SIZE : 599x452x305mm
404

An Italian Live

URINAL



PRIVY 701 SIZE : 325x351x605mm




COMFORT 702 SIZE : 315x315x523mm



BEDPAN 703 SIZE : 284x305x396mm



CRAPPER 704 SIZE : 257x315x411mm



SQUATTING 705 SIZE : 440x355x102mm



RUBU 709 SIZE : 280x300x585mm



ERIKA SET
515 C

SIZE :533x447x828mm




ERIKA SET
515 D

SIZE :533x447x828mm



ERIKA SET
515 A

SIZE :533x447x828mm



ERIKA SET
515 B

SIZE :533x447x828mm



ERIKA SET
515 E

SIZE :533x447x828mm



ERIKA SET
515 F

SIZE :533x447x828mm



LOOP ARK
604 A

SIZE : 411x417x157mm



YURANUS ARK
609 C

SIZE : 406x406x163mm



YURANUS ARK
609 D

SIZE : 406x406x163mm



YURANUS ARK
609 A

SIZE : 406x406x163mm



YURANUS ARK
609 B

SIZE : 406x406x163mm



YURANUS ARK
609 E

SIZE : 406x406x163mm




YURANUS ARK
609 F


SIZE : 406x406x163mm



KETTLE ARK 614 A SIZE : 340x419x178mm



KETTLE ARK 614 B SIZE : 340x419x178mm



KETTLE ARK 614 E SIZE : 340x419x178mm



KETTLE ARK 614 F SIZE : 340x419x178mm




KETTLE ARK 614 C SIZE : 340x419x178mm



KETTLE ARK 614 D SIZE : 340x419x178mm



GLOBE ARK 616 A SIZE : 411x411x157mm




GLOBE ARK 616 B SIZE : 411x411x157mm

**TABLE TOP
BASIN**



GLOBE ARK 616 C **SIZE : 411x411x157mm**



GLOBE ARK 616 D **SIZE : 411x411x157mm**



KINJITO ARK 619 A **SIZE : 371x559x122mm**



KINJITO ARK 619 B **SIZE : 371x559x122mm**

An Italian Live

ACCESSORIES



DUAL FLUSH TANK



FLUSH TANK



EFFO



E.W.C



ANGLO INDIAN SEAT COVER



P-TRAP



BIG P-TRAP



S-TRAP

WALL HUNG BASIN

The rag bolt must be grouted into the cement / concrete wall. The bolts must be fixed to the cement / concrete wall. Allow setting & checking than install it using nut and washer.

COUNTER WASHBASIN

A skilled or experienced person should install counter lavatories.

Avoid using adhesive with this product.

Check the waste area and supply tubing if required.

Do not open the lavatory from its protective carton until you are ready for installation

MATERIAL & TOOLS

Measure tape, keyhole or saber saw, Hammer, Glasses, Rags or Paper toweling,
Drill (1/2 dia, drill bit or larger), Pencil, sealant, sharp knife or scissors.

INSTALLATION OF LAVATORY

Please Note : Please install it in a way that future removal from underneath the counter top is possible without damaging the counter top.

Please check the desired location for clearance between the back splash, faucet, fixture and cabinet,

Please cut the template.

Please carefully trace the template on the counter top directed.

Please mark the faucet hole centerline on the counter top.

Please drill a 1/2 pilot on the inside of the cut line.

FOR WOOD COUNTER TOPS:

Mark and pre-drill the wood screw holes at the locations shown on the template.

Waterproof any exposed areas of wood.

FOR MARBLE COUNTER TOPS

Position the counter top upside on form padding to protect the surface.

Mark and drill 3/6" holes 5/8" deep at the location shown on the template.

Use a setting tool and hammer to secure the anchors.

FOR ALL INSTALLATIONS

If the counter top has not been installed, install it at this time.

Drill the faucet holes according to the faucet installation.

Install the faucet to the counter top according to the manufacture's instructions.

Install the drain to the lavatory according to the manufacture's instructions.

MAINTENANCE

Like any other part of your house, the bathroom can be made to look great and made to last if it is taken care of regularly. To make your bathroom beautiful here are some invaluable tips.

WASH BASIN

A Mild detergent can be used to wash the basin at least once a day.

After washing, the basin should be wiped out clearly to avoid water stains.

CLOSETS

Cleanser like Harpic can be used to clear the closet with soft plastic brush, at least once a day.

To avoid minute discoloring, after flushing the toilet give it a once with the soft brush.

Keep the toilet brush handy in a convenient stand nearby.

In case of toilet and basins, if there has been no maintenance since long period of time, water deposits and discoloration can form on the surface of areas that get wet. In such cases, these stains / marks can be removed with the help of a solution of dilute hydrochloric acid.

Clean with a soft cotton cloth and warm water with soap.

Do not use thinner, dry cleaning liquids or powder. Use a liquid cleaner at least twice a week.

Use Brasso or car rubbing compound and then polish with a cloth to remove fine scratches.